

**POSITIVE PATIENT ENGAGEMENT
WITH AN ONSITE, SPECIALIST LED,
DIABETES CLINIC**

Ciara Griffin

Dr Angela Skuce

REFERRAL PATHWAY



Patient identified during GP visit



Referred to diabetes services



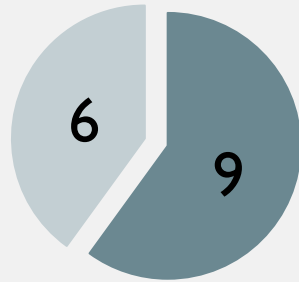
Routine blood work & urinalysis



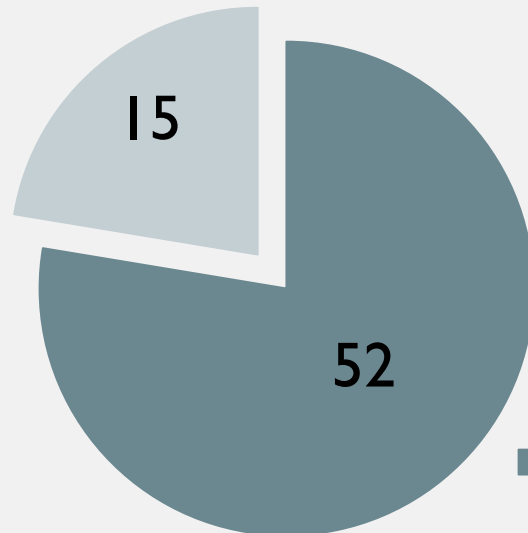
Simultaneous review by CNS in Diabetes & Consultant Endocrinologist +/- interpreter

ARE PATIENTS ENGAGING WITH SERVICE?

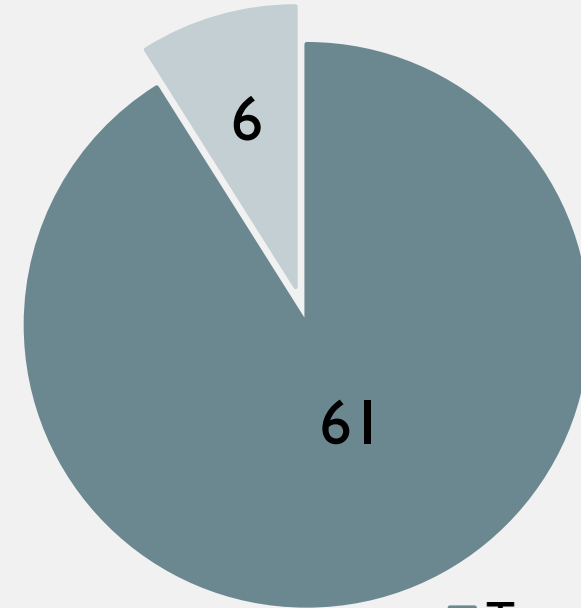
■ Seen at later date
■ True DNAs



- Mean number of visits = 1.73
- 50% of patients seen at least twice



■ Attendances
■ Non-attendances











■ True Attendances
■ True DNAs

ARE WE MEETING TARGETS?

	Clinic results	Published Comparison
Mean HbA1c	65.1mmol/mol	55mmol/mol ²
Pts achieving HbA1c <53mmol/mol	33%	30% ³
Pts achieving adequate lipid lowering	46.7% (<2.0mmol/l)	65.5% (<3.1mmol/l) ⁴
Pts achieving BP < 130/80	100%	46.8% ⁴
Pts w/ early diabetic nephropathy	20%	???
Retinal screen engagement	73.3%	49-80% ⁵

RECENT EXAMPLE

Haemoglobin A1c - Exam Results

	Completed 27/08/2019	Completed 10/12/2018	Completed 26/09/2018	Completed 02/07/2018
	 	 	 	 
A1c (IFCC)	51	55	57	124